

ENDOWMENT SUMMARY

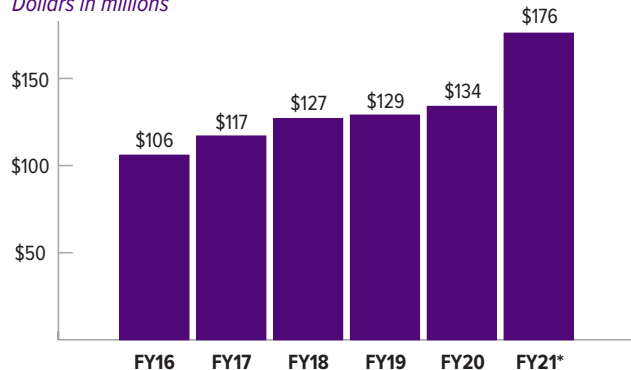
Fiscal Year 2020-2021



University of Northern Iowa
Foundation

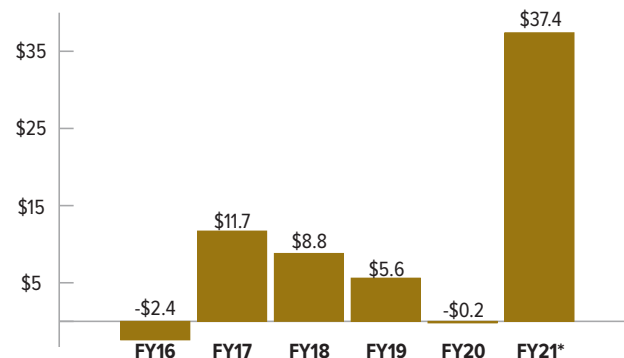
Total Endowment

Dollars in millions



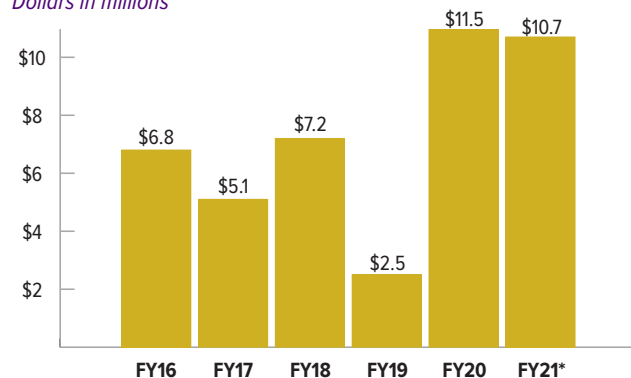
Endowment Market Earnings

Dollars in millions



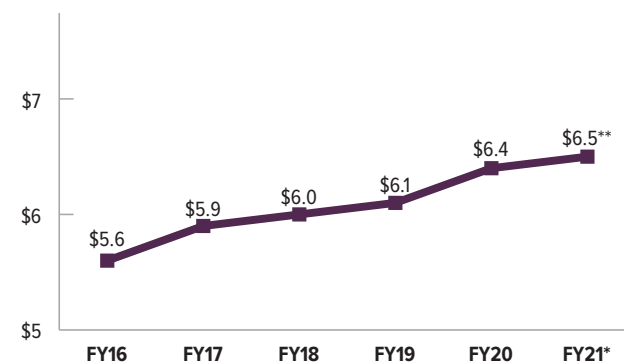
Contributions to Endowment

Dollars in millions

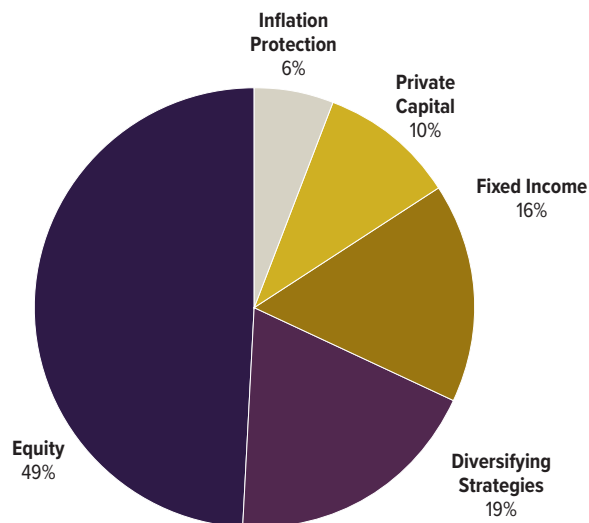


Distributions from Endowment

Dollars in millions



Endowment Asset Allocation



Endowment Performance[†]

	UNIF	Blended Benchmark***
Quarter to Date	5.37%	6.33%
Fiscal Year to Date	30.14%	29.51%
1 year	30.14%	29.51%
3 year	10.84%	10.82%
5 year	10.61%	10.13%
10 year	7.68%	6.39%

*All years reflect a full fiscal year (July 1 – June 30).

**The majority of distributions are withdrawn from the endowment at the beginning of each fiscal year.

† Performance is annualized if > 1 year.

***IPS Blended Benchmark: 55% MSCI ACWI Net/ 20% HFRI FoF/ 14% BC Agg / 11% Bloomberg Commodities